

The exercises in these Teachers' Notes provide learning activities for a wide range of learners. They focus on helping learners develop reading strategies; increase their vocabulary; and improve their grammar, spelling, and pronunciation. Resources are included for extension activities and a discussion is included to help improve speaking and listening.

*Gail Hanney & Jade Chan, Co-editors*

Answers	Answers con't.
<p><b>Finish the word! (TN3)</b></p> <ol style="list-style-type: none"> <li>Nuwalk, people</li> <li>Royal BC Museum, place</li> <li>February, thing</li> <li>Victoria, place</li> <li>Bella Coola, place</li> </ol> <p><b>How many? (TN3)</b></p> <p>one syllable: health, seed, scam, jug</p> <p>two syllables: water, grandson, reuse, totem</p> <p>three syllables: internet, museum, flexible, pollution</p> <p>four syllables or more: kilometres, anniversary, information</p>	<p><b>Recycling (TN5)</b></p> <p>Part 1</p> <ol style="list-style-type: none"> <li>straw</li> <li>shrink wrap</li> <li>reusable shopping bag</li> <li>sandwich bag</li> <li>hanger (that comes with clothes)</li> <li>food storage containers</li> <li>cutlery</li> <li>plant pots</li> <li>cup</li> </ol> <p>Part 2</p> <p>Blue bin: straw, hanger (that comes with clothes), food storage containers, cutlery, plant pots, cup</p> <p>Recycling depot/London drugs: shrink wrap, reusable shopping bag, sandwich bag</p>
<p><b>Make a milk jug greenhouse (TN4)</b></p> <ol style="list-style-type: none"> <li>Plant your <b>seeds</b> in the soil.</li> <li>Put the <b>top</b> of the jug back on. <b>Seal</b> the cut edges with duct tape.</li> <li>Cut around the <b>middle</b> of the jug. Do not <b>cut</b> the part under the handle.</li> <li>Place the jug <b>outside</b> in a sunny spot.</li> <li>Water the soil until it is <b>moist</b>.</li> <li>Fill the bottom of the <b>jug</b> with soil. Leave about an inch of space at the top.</li> <li>Use the <b>knife</b> to make four to six small <b>holes</b> in the bottom of the jug.</li> </ol> <p><b>Fix the mistake (TN4)</b></p> <ol style="list-style-type: none"> <li>In 2007 ...</li> <li>... a school in <b>Kelowna</b> ...</li> <li>... into the <b>fill</b> station.</li> </ol>	<p><b>Resources &amp; Discussion</b></p> <p><b>Recycling more plastic items (WCR3)</b></p> <p>For more recycling resources, visit:  <a href="https://recyclebc.ca/wp-content/uploads/2023/01/Flexible-Plastics-Material-List-January-2023.pdf">https://recyclebc.ca/wp-content/uploads/2023/01/Flexible-Plastics-Material-List-January-2023.pdf</a></p> <p><b>Scams</b></p> <p>Government of Canada has a list of common scams and dishonest marketing practises. Discuss with your class on how to avoid them:  <a href="https://ised-isde.canada.ca/site/competition-bureau-canada/en/fraud-and-scams/tips-and-advice/scams-target-canadian-consumers-common-scams">https://ised-isde.canada.ca/site/competition-bureau-canada/en/fraud-and-scams/tips-and-advice/scams-target-canadian-consumers-common-scams</a></p>



## Finish the word!

Proper nouns name specific people, places or things. They usually start with a capital letter. Finish each proper noun below from 'Totem pole returns home.'

	People, place or thing?
1. N <u>uwalk</u> _____	<u>people</u> _____
2. R _____ BC M _____	_____
3. F _____	_____
4. V _____	_____
5. B _____ C _____	_____

## How many?

A syllable is a unit of sound. For example, 'book' has one syllable and 'teacher' has two syllables. Place each word from the box into the correct category based on the number of syllables.

health	kilometres	internet	water	seed
grandson	flexible	reuse	totem	anniversary
jug	information	pollution	scam	museum

one syllable	two syllables	three syllables	four or more syllables
<u>health</u>	_____	_____	_____
_____	_____	_____	_____
_____	_____	_____	_____
_____	_____	_____	_____

## Make a milk jug greenhouse

Read 'Make a milk jug greenhouse' in *The Westcoast Reader*.  
Fill in the blanks for the instructions. Then put them in order.

4	Plant your _____ <i>seeds</i> _____ in the soil.
_____	Put the _____ of the jug back on. _____ the cut edges with duct tape.
_____	Cut around the _____ of the jug. Do not _____ the part under the handle.
_____	Place the jug _____ in a sunny spot.
_____	Water the soil until it is _____.
_____	Fill the bottom of the _____ with soil. Leave about an inch of space at the top.
_____	Use the _____ to make four to six small _____ in the bottom of the jug.

## Fix the mistake

Read page 4 of *The Westcoast Reader*.  
There is one mistake in each sentence. Fix the mistake.

1. In 2017, Karen Green was given an iPhone as a gift.

---

2. A raccoon got into a school in Victoria on February 27.










---

3. It showed Thomas carrying empty water jugs into the gas station.

---

# Recycling

Part 1. Label each picture below.

		
<p>1.      straw</p>	<p>2.</p>	<p>3.</p>
		
<p>4.</p>	<p>5.</p>	<p>6.</p>
		
<p>7.</p>	<p>8.</p>	<p>9.</p>

Part 2. Sort the items into the correct recycling category.

blue bin	Recycling depot or London Drugs
<p>straw</p>	